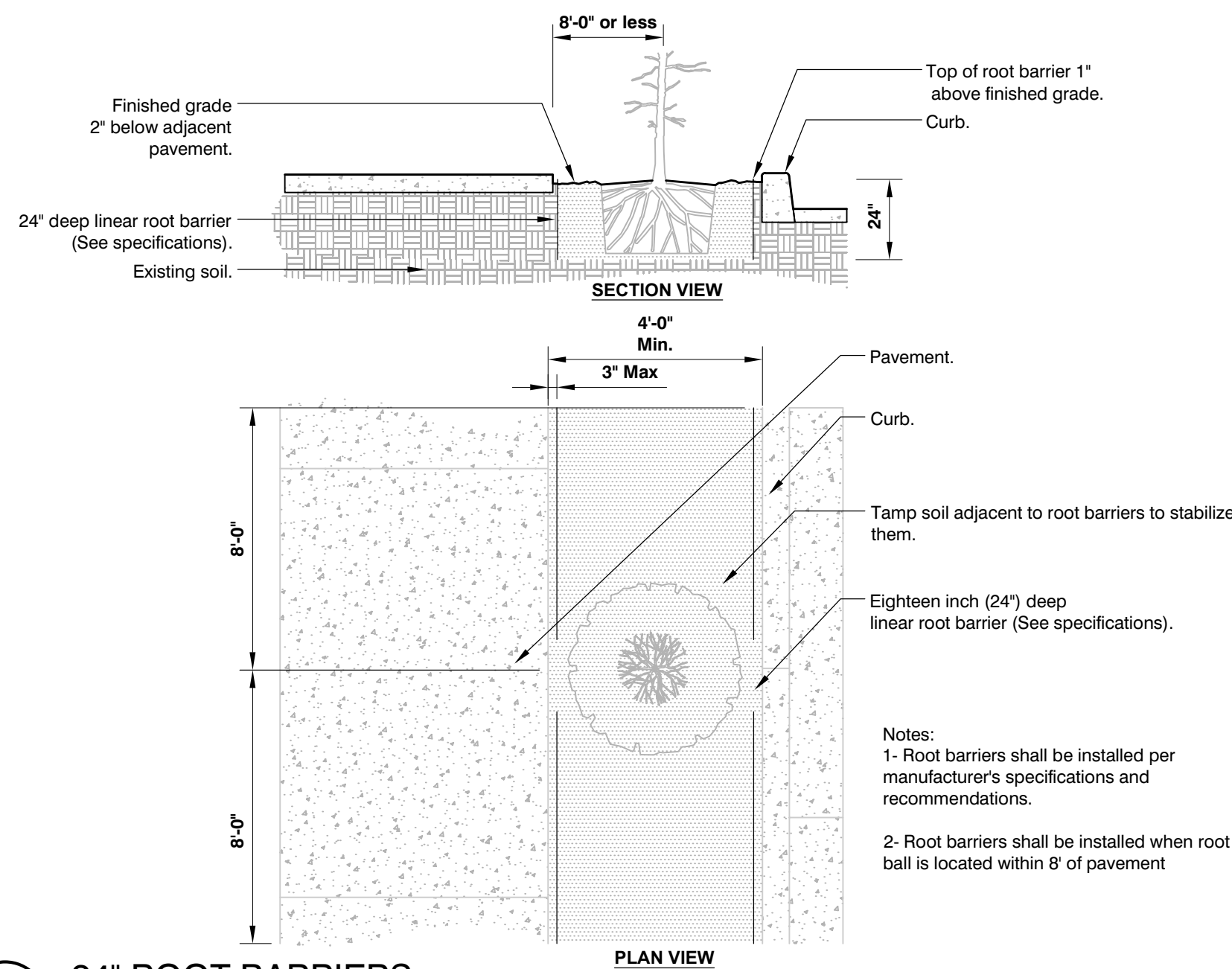




888 s andrews avenue, suite 300
Fort Lauderdale FL. 33316
office: 954.224.0432
LA# 6666983

DESIGNED DRAWN CHECKED



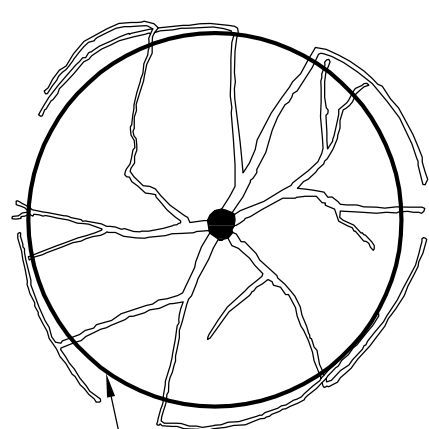
2 24" ROOT BARRIERS
3/8" = 1'-0"

P-CO-BRL-12

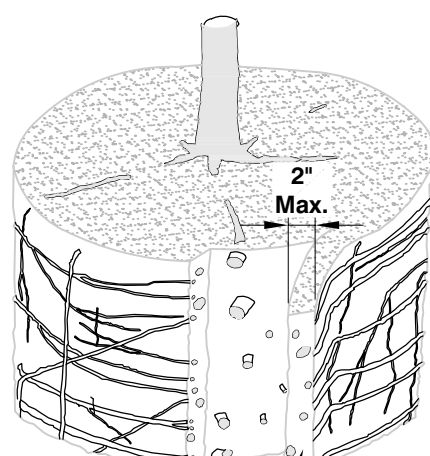
BEFORE SHAVING

SHAVING PROCESS

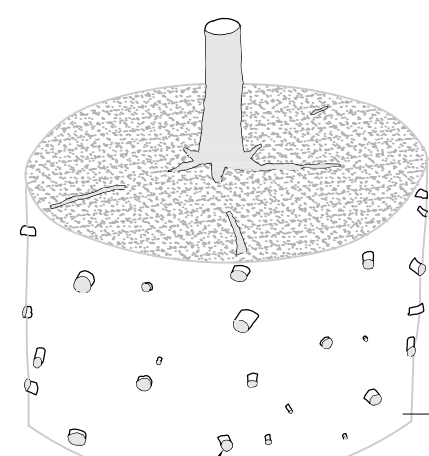
SHAVING COMPLETE



Shave root ball here to remove all roots growing on periphery.



Shave outer periphery of the root ball a maximum of 2 inch thick.



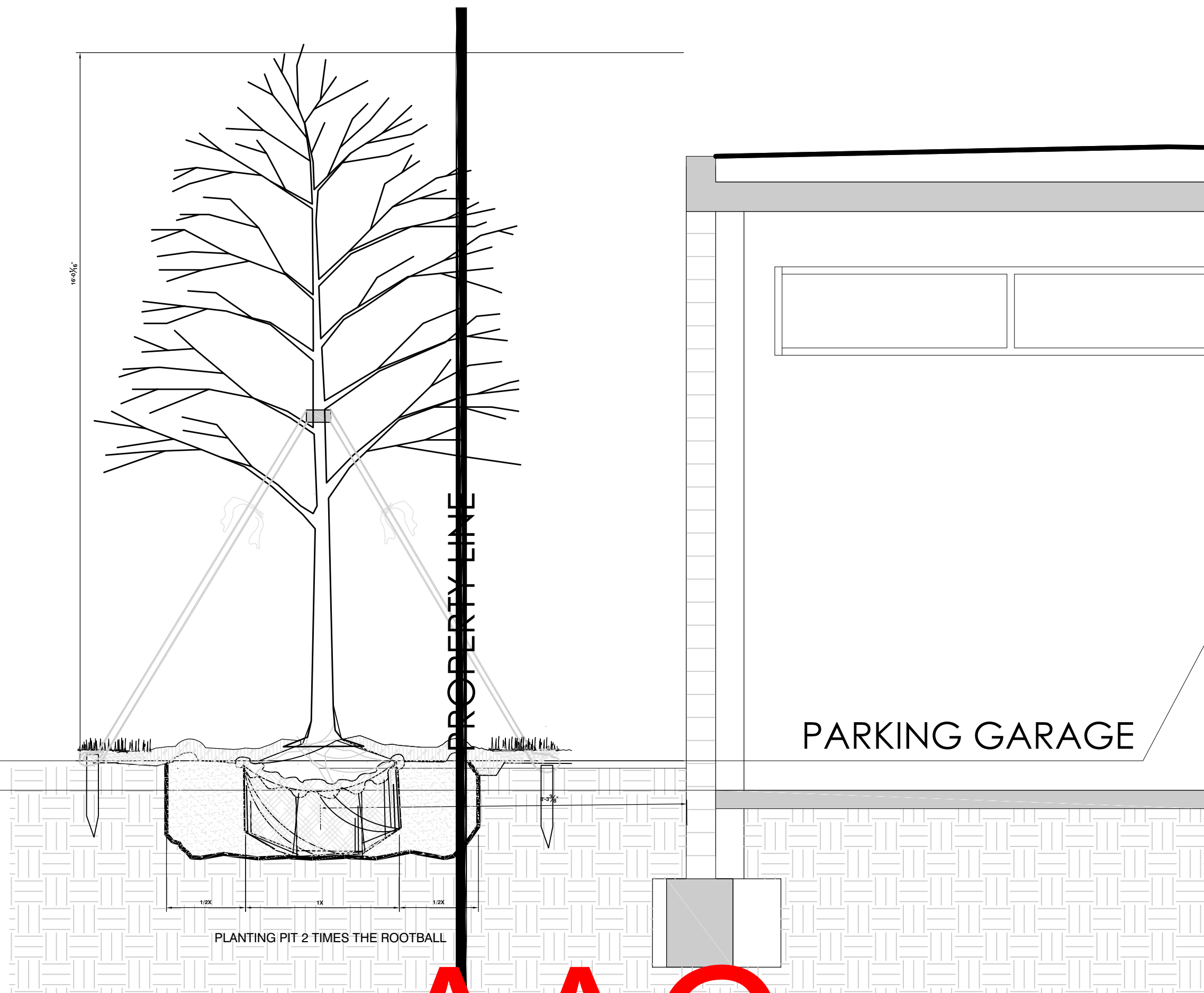
Root tips exposed at periphery of root ball. All roots growing around periphery are removed.

Notes:
1- Shaving to be conducted using a sharp blade or hand saw eliminating no more than needed to remove all roots on the periphery of root ball.
2- Shaving can be performed just prior to planting or after placing in the hole.

1 ROOT BALL SHAVING CONTAINER DETAIL
3" = 1'-0"

URBAN TREE FOUNDATION © 2014
OPEN SOURCE FREE TO USE

FX-PL-FX-CORR-01



2 TREE-FOOTER
1" = 1'-0"

DETAIL FILE

FIRST LEVEL
0'-0" (+13.0' N.A.V.D.)

FINISHED GRADE IN GARAGE
-0'-8" (+12.33' N.A.V.D.)

PARKING GARAGE


REVISIONS

DATE: 1/24/2024
COMM: 22019

580 BRINY AVE.

580 BRINY AVE.
POMPANO BEACH, FL

Natalia Barranco
c=US, sn=Barranco,
givenName=Natalia, email=natalia@b-
rila.com, cn=Natalia Barranco
2024.06.30 19:02:12 -04'00'



LANDSCAPE DETAILS

SITE PLAN APPROVAL

L-3.1

PRINTED ON:

PZ24-12000003
11/05/2024